

Important Game Information



* The Camera can display the player's picture on screen during the various game modes. You may disable the camera in Game Options, if you do not wish to utilize this feature.

Questions? Call Us!
(732) 364-9900



Download Game Manual!

Step 1: Visit <http://www.jerseyjackpinball.com/support/>

Step 2: Click on "Downloads".

Step 3: Select "Pirates" and click the download link.

Like + Follow Us Online!



JerseyJackPinball



@JJPinball




JerseyJackPinball

Register Your Game!

<http://store.jerseyjackpinball.com/Game-Registration/>

Registration enables your JJP Game Warranty and enters you into free random drawings for t-shirts and other JJP prizes!

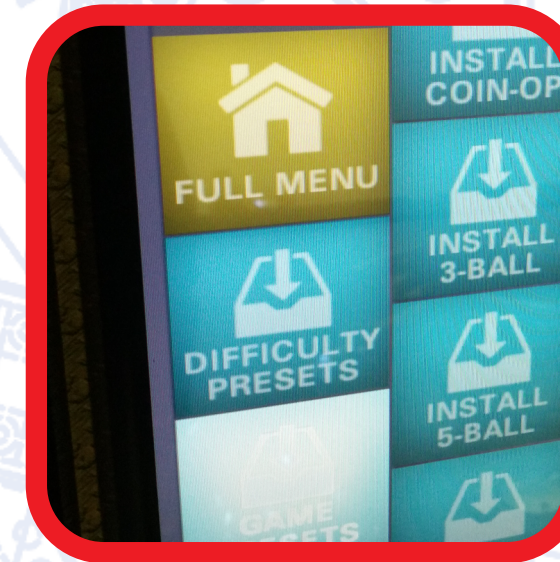
Important Game Information



Key for Backbox Lock is hanging inside coin door.



Use buttons inside coin door to access & navigate Test Menu.



Game Operators can quickly switch the default Home settings:
Enter Button -> Game Presets -> Install Coin-Op

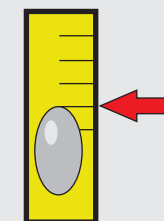
PLEASE CHECK AFTER UNPACKING YOUR GAME

- ✓ Leg protectors in place, cabinet legs are secure and stable.
 - ✓ All shipping foam blocks & bubble wrap are removed.
 - ✓ Visited the JJP Website to register your new game!
- See additional sheets located on the playfield glass for info!

CALIBRATE PLAYFIELD ANGLE

For ideal speed of play, adjust leg castors until top of bubble is touching the **SECOND LINE**

Level is located to right of ball shooter lane!



Ensure that you have the latest software code for your game!

Visit the Downloads section on our Support page for updates & instructions.